COMTEC CRYSTALS Group Data Sheet



Differential LVDS Clock Oscillator
CXO7050DK3.3, 3.3V, 0.2pS Jitter, non PLL

- SMD in ceramic case (7.0 x 5.0 x 1.8) mm
- Tri-State Enable / Disable on pad No. 1
- Femto second integrated phase jitter (0.2ps typical, 12 KHz to 20 MHz)
- Superior phase noise (-138 dBc/Hz at 10 KHz and -142 dBc/Hz at 100 KHz offset)
- RoHS conform; Lead-free product; on Tape (16mm) & Reel
- Vibration: MIL-STD-202F method 204, 35G, 50 to 2000 Hz
- Shock: MIL-STD-202F method 213B, test cond. E, 1000GG 1/2 sine wave

Differential LVDS Clock Oscillator CXO7050DK3.3

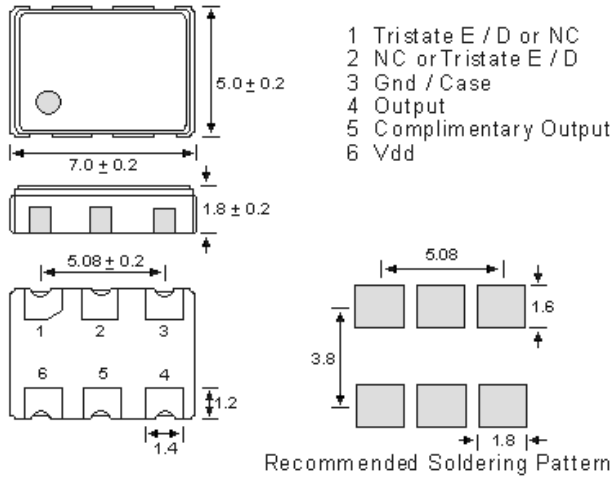

LVDS Square Wave Output Wave Form

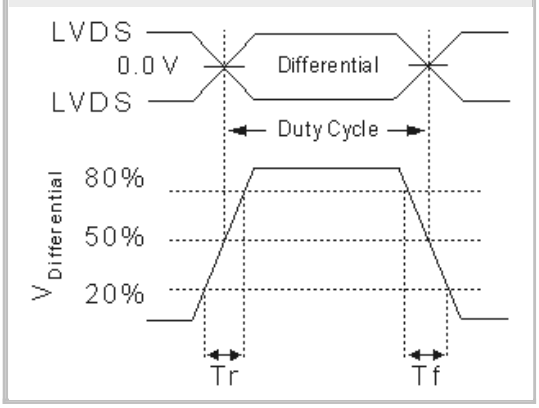

Specifications - Product No. G056000000QIUUPN43BB

Holder Type:	Differential LVDS Clock Oscillator CXO7050DK3.3; 3.3V; Tri-State on pad 1
Frequency:	56.000000 MHz
Frequency Stability at 25°C:	± 50.0 ppm
Operating Temperature Range:	± 50.0 ppm over -40°C to +85°C (incusive of 25°C tolerance, ±10% input voltage variation, load change, aging, shock and vibration)
Storage Temperature:	-50°C to +100°C
Power Supply Voltage (Vdd):	+ 3.3V D.C. ± 5%
Maximum Supply Current (15pF load):	16.0 mA typ.
Output Voltage Swing:	250 mV min. , 350 mV typ. , 450 mV max. , RL = 100 Ω ,
Output Logic Levels:	High "1" 1.43V typical; 1.6V max, RL=100 ohms.; Low "0" 0.9V min; 1.1V typical, RL=100 ohms
Output Symmetry (Duty Cycle):	50% ± 5%max. measured at 50% waveform
Load:	RL=100 Ω between output and complimentary output
Rise/Fall Time:	Tr = 0.2 ns. typ; 0.4 ns. max. 20% -> 80% of waveform Tf = 0.2 ns. typ; 0.4 ns. max. 80% -> 20% of waveform
Start Up Time:	± 3 ppm max. first year ; ± 2 ppm max. per year thereafter
Tri-state Function Pin 1:	Enable II When 70% min. of VDD to Enable Output. Enable time : 10 ms max. Disable II When 30% max. of VDD to Disable Output. Disable current : 10 µA max. , Disable time : 0.2 µs max.
Phase Jitter (12 kHz to 20 MHz):	0.2 ps typical, 0.5 ps (max.), for 156.250 MHz, 3.3V
Phase Noise (156.250 MHz, 3.3V):	-50dBc/Hz @ 10Hz, -80dBc/Hz @ 100Hz, -115dBc/Hz @ 1kHz -135dBc/Hz @ 10kHz, -142dBc/Hz @ 100kHz, -147dBc/Hz @ 1MHz, -152dBc/Hz @ 10MHz
Aging:	< ±3ppm max. for the first year
Reflow Condition:	260°C max for 10 sec.

GERMANY:
COMTEC CRYSTALS GmbH · Sultenstrasse 12-14
85586 Poing / GERMANY
Phone +49 8121 778160 · Fax +49 8121 778177
e-Mail info@comtec-crystals.com
Internet: http://www.comtec-crystals.com
Subject to change without prior notice.

Technical Data and Graphics are all under Copyright (c) of Comtec Crystals Group.

FRANCE:
COMTEC CRYSTALS SARL · 23, rue du Faucon
67500 Haguenau / FRANCE
Phone +33 388 732162 · Fax +33 388 730118
e-Mail sales@comtec-crystals.com
Internet: http://www.comtec-crystals.com
Sous réserve de modifications.