


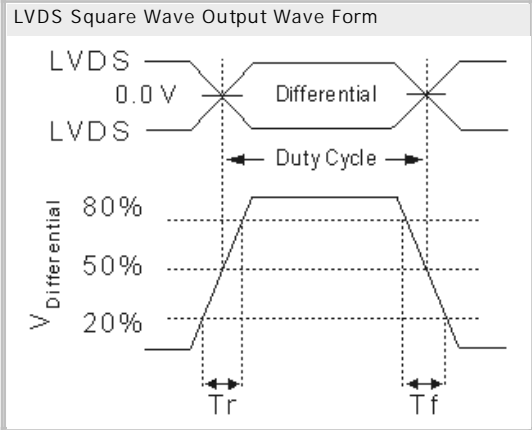
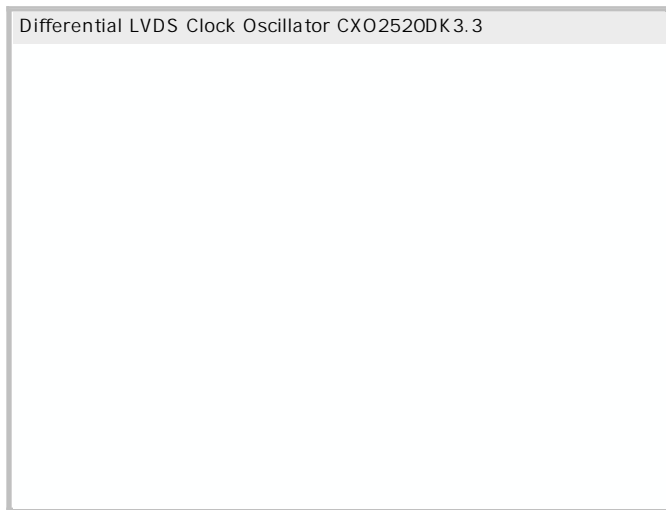


CXO2520-6pad



Differential LVDS Clock Oscillator
CXO2520DK3.3, 3.3V, 0,2 psec Jitter, non PLL

- SMD in ceramic case (2.5 x 2.0 x 1.0) mm
- Tri-State Enable / Disable on pad No. 1
- Femto second integrated phase jitter (200 fs typical, 12 KHz to 20 MHz)
- Superior phase noise (-138 dBc/Hz at 10 KHz and -142 dBc/Hz at 100 KHz offset)
- High Q fundamental crystal + low jitter multiplier circuit + ultra low jitter multiplier circuit
- RoHS conform; Lead-free product; on Tape (16mm) & Reel
- Vibration: MIL-STD-202F method 204, 35G, 50 to 2000 Hz
- Shock: MIL-STD-202F method 213B, test cond. E, 1000G 1/2 sine wave
- High performance with surprisingly low price



Specifications - Product No. G37100000DECUPN43BB

Holder Type:	CXO2520DK3.3; 3.3V(Voltage code is "3.3"); Tri-State on pad 1
Frequency:	371.000000 MHz
Frequency Stability at 25°C:	± 50.0 ppm
Operating Temperature Range:	± 50.0 ppm ; -40°C to +85°C (inclusive of 25°C tolerance, ±10% input voltage variation, load change, aging, shock and vibration)
Storage Temperature:	-55°C to +150°C
Power Supply Voltage (Vdd):	+ 3.3V D.C. ± 5%
Maximum Supply Current (15pF load):	90.0 mA max.
Differential Output:	Voltage, Vod: 247mV min; 355mV typical; 454mV max. Output1 - output 2 Error, dVod : -50mV min; 50mV max.
Output Voltage Swing:	250 mV min; 350 mV typical; 450 mV max. RL= 1000hm
Output Logic Levels:	High "1" 1.43V typical; 1.6V max, RL= 100 ohms.; Low "0" 0.9V min; 1.1V typical, RL= 100 ohms
Offset Magnitude Error, (dVos):	0mV min.; 3mV typical; 25mV max.
Output Offset Voltage, (Vos):	1.125V min.; 1.200V typical; 1.375 V max.
Output Symmetry (Duty Cycle):	50% ± 5% max. measured at 50% waveform
Load:	RL= 100 ohms between output and complimentary output
Rise/Fall Time:	Tr = 0.2 ns. typ; 0.4 ns. max. 20% -> 80% of waveform Tf = 0.2 ns. typ; 0.4 ns. max. 80% -> 20% of waveform
Start Up Time:	± 3 ppm max. first year ; ± 2 ppm max. per year thereafter
Tri-state Function Pin 1:	Enable II When 70% min. of VDD to Enable Output. Enable time : 10 ms max. Disable II When 30% max. of VDD to Disable Output. Disable current : 10 µA max. , Disable time : 0.2 µs max.
Phase Jitter (12 kHz to 20 MHz):	0.2 ps typical, 0.5 ps (max.), for 156.250 MHz, 3.3V
Phase Jitter, RMS, peak to peak:	(decoupling capacitor between Vdd and GND) 250 MHz RMS: 3ps typ; 5ps max; peak to peak: 20ps typ; 30ps max.
Phase Noise (156.250 MHz):	-50dBc/Hz @ 10kHz, -80dBc/Hz @ 100Hz, -138dBc/Hz @ 1kHz, -142dBc/Hz @ 10kHz, -147dBc/Hz @ 1MHz

GERMANY

COMTEC CRYSTALS GmbH · Sultenstrasse 12-14
8 5 5 Phase Noise (156.250 MHz):
Phone +49 8121 778160 · Fax +49 8121 778177
e-Mail info@comtec-crystals.com



FRANCE

COMTEC CRYSTALS SARL · 23, rue du Faucon
6 7 1 50 Phase Noise (156.250 MHz):
Phone +33 388 732162 · Fax +33 388 730118
e-Mail sales@comtec-crystals.com
Internet: http://www.comtec-crystals.com

Subject to change without prior notice. All rights reserved. © Comtec Crystals Group.
Reflow Condition: 260°C max for 10 sec.

Source reserved de modifications.

